

# KURTAIN (LX-KU)

TYPE: LX-KU-

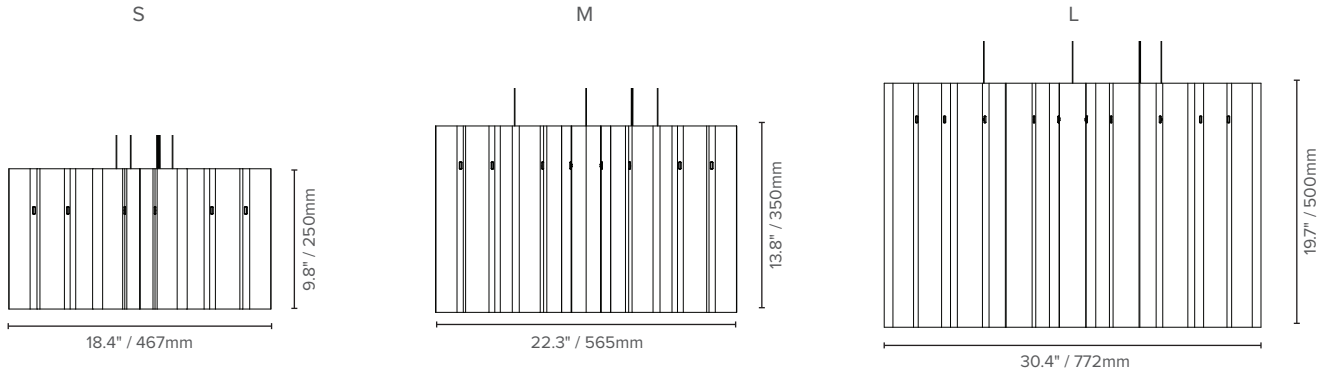
## KEY FEATURES

- Highly effective noise absorption
- 3 sizes and 77 wool colors
- Naturally eco-friendly, pure wool shade that's completely compostable
- High performance dimmable LED light source
- UGR<19
- Height adjustable 9' / 3m suspension cables and Black woven power cable
- IES / LDT photometric files available
- E27/E26 lamp holder option

## OPTIONAL EXTRAS

- Additional options available upon request:
- 0.1% dimming option
  - POE
  - Bluetooth controller (US & EU)
  - Tunable White output
  - White canopy and power cord

## SIZE, OUTPUT AND WEIGHT



		Delivered Lumen Output			Wattage (W)	Efficacy (lm/W)	CRI	UGR	Beam Angle		CCT	Weight
		DOWN	UP	TOTAL					DOWN	UP		
KU-S	DIRECT	1911 lm	-	1911 lm	23.8	80.3	90+	<19	100°	-	3000K 3500K 4000K	13.2lbs 6Kg
	DIRECT+INDIRECT	1266 lm	1503 lm	2769 lm	46.2	59.9			100°	100°		17.6lbs 8Kg
KU-M	DIRECT	2683 lm	-	2683 lm	26.9	99.7			100°	-		22lbs 10Kg
	DIRECT+INDIRECT	3492 lm	1653 lm	5145 lm	48.3	106.5			100°	100°		
KU-L	DIRECT	5133 lm	-	5133 lm	48.3	106.3			100°	-		
	DIRECT+INDIRECT	3492 lm	1653 lm	5145 lm	48.3	106.5			100°	100°		
	DIRECT+INDIRECT HIGH OUTPUT	5153 lm	2406 lm	7559 lm	72	105.0	100°	100°				

## ORDER CODE

**EXAMPLE: LX - KU - M - 1N - 40 - G - RD**

(Luxxbox Kurtain, Size M (22.3" x 13.8" / 565 x 350mm), Wool option 1N, 4000K, Global 220-240V 1% dimming DSI/DALI, Remote driver)

**EXAMPLE: LX - KU - M - 1N - E27**

(Luxxbox Kurtain, Size M (22.3" x 13.8" / 565 x 350mm), Wool option 1N, with an E27 lamp holder)

PRODUCT CODE	SIZE	SHADE COLOR	COLOR TEMP	OUTPUT	REGION / DIMMING	DRIVER TYPE	
LX - KU	S	18.4" x 9.8" (467 x 250mm)	30 35 40	3000K 3500K 4000K	D DI** HO****	UNV 0 - 10V - 1% dimming (120-277V) (North America) G*** 1% dimming DSI/DALI (220 - 240V)**	CD Canopy concealed driver (UNV/North America) RD Remote driver (UNV or G)
	M	22.3" x 13.8" (565 x 350mm)					
	L	30.4" x 19.7" (772 x 500mm)					
		Use color codes as shown on pg. 2	*E26 *E27	E26 Lamp holder - 120V AC (North America) E27 Lamp holder - 220-240V AC (Global)			


\* Please note the light globe or driver will not be supplied with the E26/E27 option for this fixture. | \*\*Direct + Indirect or Indirect output is not currently available for the Small size | \*\*\*Global (G) dimming type is available with Remote driver (RD) only | \*\*\*\*High Output option is only available for size L

Luxxbox reserves the right to change the specification, material and colors at any time without notice. Standard warranty terms and conditions apply. All rights reserved © All dimensions and values on specification sheet are nominal. May 2026. LX-Kurtain-Spec-Sheet\_A4 v1.6



LUXXBOX USA INC  
(P)+1 (415) 871 0448 × USA@LUXXBOX.COM  
WWW.LUXXBOX.COM





# KURTAIN (LX-KU)

TYPE: LX-KU-

## WOOL UPHOLSTERED




NOTE: All seams in contrast stitching

Luxxbox reserves the right to change the specification, material and colors at any time without notice. Standard warranty terms and conditions apply. All rights reserved © All dimensions and values on specification sheet are nominal. May 2026. LX-Kurtain-Spec-Sheet\_A4 v1.6



LUXXBOX USA INC  
(P)+1 (415) 871 0448 × USA@LUXXBOX.COM  
WWW.LUXXBOX.COM





# KURTAIN (LX-KU)

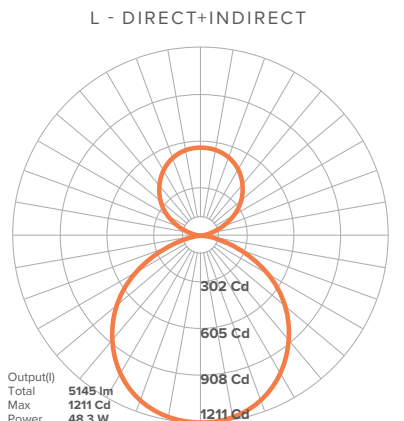
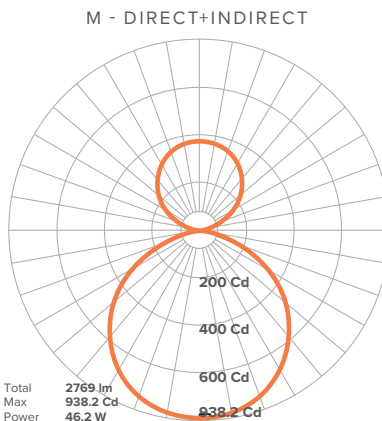
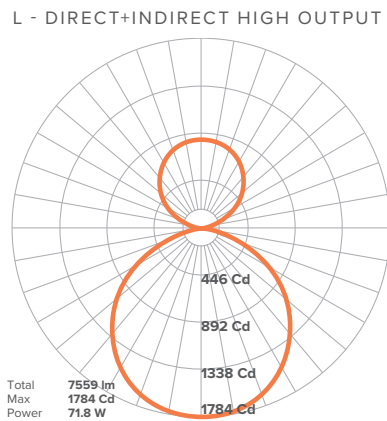
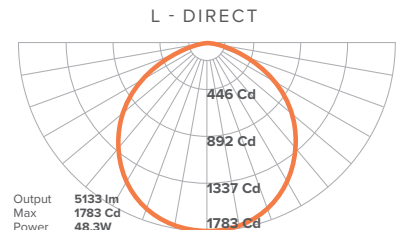
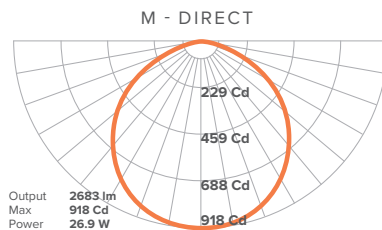
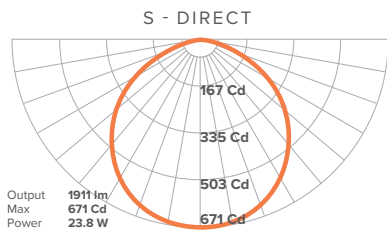
TYPE: LX-KU-

## PHOTOMETRICS

### LIGHT SOURCE SPECIFICATIONS

		Delivered Lumen Output			Wattage (W)	Efficacy (lm/W)	CRI	UGR	Beam Angle		CCT
		DOWN	UP	TOTAL					DOWN	UP	
KU-S	DIRECT	1911 lm	-	1911 lm	23.8	80.3	90+	<19	100°	-	3000K 3500K 4000K
KU-M	DIRECT	2683 lm	-	2683 lm	26.9	99.7			100°	-	
	DIRECT+INDIRECT	1266 lm	1503 lm	2769 lm	46.2	59.9			100°	100°	
KU-L	DIRECT	5133 lm	-	5133 lm	48.3	106.3			100°	-	
	DIRECT+INDIRECT	3492 lm	1653 lm	5145 lm	48.3	106.5			100°	100°	
	DIRECT+INDIRECT HIGH OUPUT	5153 lm	2406 lm	7559 lm	72	105.0			100°	100°	

### LUMINOUS INTENSITY DISTRIBUTION

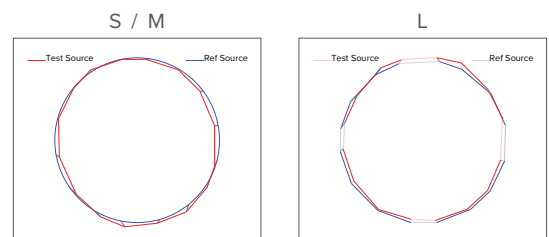


### TM-30

Fidelity Index (Rf): Average similarity to the reference source for all colors  
Gamut Index (Rg): Average change in chroma for all colors

	S	M	L
Fidelity Index (Rf)	87	89	88
Gamut Index (Rg)	96	99	97

### COLOR VECTOR GRAPHIC




Luxbox reserves the right to change the specification, material and colors at any time without notice. Standard warranty terms and conditions apply. All rights reserved © All dimensions and values on specification sheet are nominal. May 2026. LX-Kurtain-Spec-Sheet\_A4 v1.6



LUXBOX USA INC  
(P)+1 (415) 871 0448 × USA@LUXBOX.COM  
WWW.LUXBOX.COM





# KURTAIN (LX-KU)

TYPE: LX-KU-

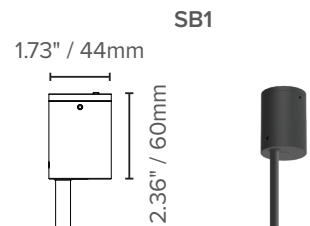
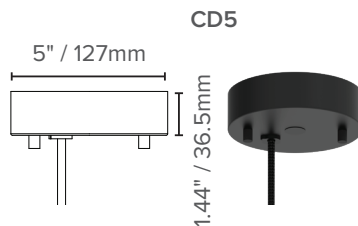
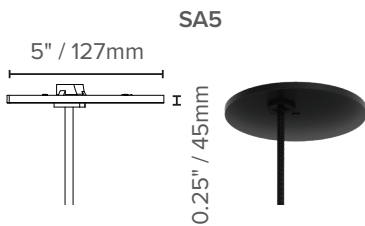
## DRIVER INFORMATION

		WATTAGE			MAX VOLTAGE (V)	COMPLIANCE
		DIRECT	DIRECT+INDIRECT	DIRECT+INDIRECT HIGH OUTPUT		
<b>UNIVERSAL (UNV)</b> 0-10V - 1% dimming 110 - 277VAC (North America)	S	23.8W	-	-	10-55VDC	
	M	26.9W	46.2W	-		
	L	48.3W	48.3W	72W		
<b>GLOBAL (G)</b> 1% DSI DALI dimming 220 - 240VAC	S	23.8W	-	-	6-52V	
	M	26.9W	46.2W	-		
	L	48.3W	48.3W	72W		

## CANOPY INFORMATION

Please note power cord and canopy will always be supplied in black unless specified otherwise.

		UNV (North America)			Global	
		RD	CD	E26	RD	E27
S	D / DI	SA5	CD5	SA5	SB1	SB1
M	D / DI	SA5	CD5	SA5	SB1	SB1
L	D / DI	SA5	CD5	SA5	SB1	SB1




Luxxbox reserves the right to change the specification, material and colors at any time without notice. Standard warranty terms and conditions apply. All rights reserved © All dimensions and values on specification sheet are nominal. May 2026. LX-Kurtain-Spec-Sheet\_A4 v1.6



LUXXBOX USA INC  
 (P)+1 (415) 871 0448 × USA@LUXXBOX.COM  
 WWW.LUXXBOX.COM





# KURTAIN (LX-KU)

TYPE: LX-KU-

## MATERIAL SPECIFICATIONS

	WOOL	PET
<b>COMPOSITION</b>	100% Virgin Wool (Camira Blazer Wool)	100% polyester fiber (98% post-consumer recycled + 2% masterbatch)
<b>COLOR FASTNESS TO LIGHT:</b>	4-6 (ISO 105 - B02)	ISO 105-B02-1994 Rating: 6-7
<b>FIRE TEST:</b>	AS1530 Part 3, AS3837, ISO5660, BS EN 1021-1&2 Cigarette and Match, BS 7176 Low Hazard, UNI 9175 Classe 1	AS 1530.3 / ISO 9705: Group 1 / GB8624 B1 / ASTM E-84-14 (Class A, FSI:20 - SDI:450) / BS EN13501-1:2007+A1:2009 (B-s1, d0)
<b>ENVIRONMENTAL:</b>	Renewable, Compostable, certified to EU Ecolabel & Indoor Advantage™ Gold	PET: GreenTag Certification / GreenRate: Level A
<b>SOUND ABSORPTION:</b>	BS EN ISO 10534-2: 2001 / Sound Absorption Coefficient	AS ISO 354 – 2006 / Noise reduction coefficient (NRC) = 0.85
<b>THERMAL TRANSITION:</b>	ASTM C518-2010. R- Value = 0.30 m <sup>2</sup> K/W	
<b>VOC EMISSIONS:</b>	ASTM D5116 Rate: < 0.01 mg/m <sup>2</sup> /hr (7 days)	

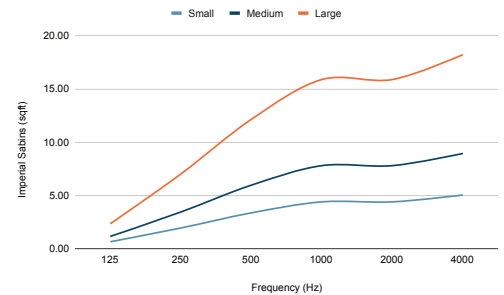
Please note some of these certificates will apply to specific colors.

## PRODUCT ACOUSTIC PROPERTIES

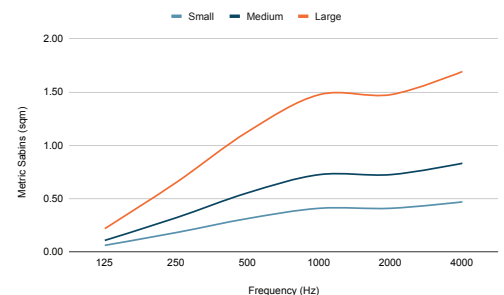
Testing and post analysis procedures were carried out in accordance with the references detailed below:

<b>AS ISO 354-2006 (R2016)</b>	Acoustics—Measurement of sound absorption in a reverberation room
<b>AS ISO 11654—2002</b>	Rating of sound absorption—Materials and systems
<b>ASTM C423-17</b>	Standard Test Method for Sound Absorption and Sound Absorption Coefficients by the Reverberation Room Method
<b>ASTM E795-16</b>	Standard Practices for Mounting Test Specimens During Sound Absorption Tests
<b>ISO 20189</b>	Screens, furniture and single objects intended for interior use – Rating of sound absorption and sound reduction of elements based on laboratory measurements.

SABINS (FT <sup>2</sup> )	Frequency (Hz)	Sound Absorption Coefficient	S	M	L
	125	0.05	0.65	1.15	2.34
250	0.15	1.94	3.44	7.01	
500	0.26	3.36	5.96	12.15	
1000	0.34	4.39	7.80	15.88	
2000	0.34	4.39	7.80	15.88	
4000	0.39	5.04	8.94	18.22	



SABINS (M <sup>2</sup> )	Frequency (Hz)	Sound Absorption Coefficient	S	M	L
	125	0.05	0.06	0.11	0.22
250	0.15	0.18	0.32	0.65	
500	0.26	0.31	0.55	1.13	
1000	0.34	0.41	0.72	1.48	
2000	0.34	0.41	0.72	1.48	
4000	0.39	0.47	0.83	1.69	



The Sabin data shown above is in accordance with the latest International Standards for the rating of sound absorption and reduction. This is different from the classic methodology, which includes the calculation of the Noise Reduction Coefficient (NRC), the Sound Absorption Average (SAA), the Weighted Sound Absorption Coefficient ( $\alpha_w$ ) and the Sound Absorption Class (SAC). However, to make it easier to compare against other products, we are including that information on the table on the right, which was calculated using the Horizontal Floor Area method. Fully detailed test reports are available upon request.


<b>NRC</b>	0.25
<b>SAA</b>	0.30
<b><math>\alpha_w</math></b>	0.30

Luxbox reserves the right to change the specification, material and colors at any time without notice. Standard warranty terms and conditions apply. All rights reserved © All dimensions and values on specification sheet are nominal. May 2026. LX-Kurtain-Spec-Sheet\_A4 v1.6



LUXXBOX USA INC  
(P)+1 (415) 871 0448 × USA@LUXXBOX.COM  
WWW.LUXXBOX.COM



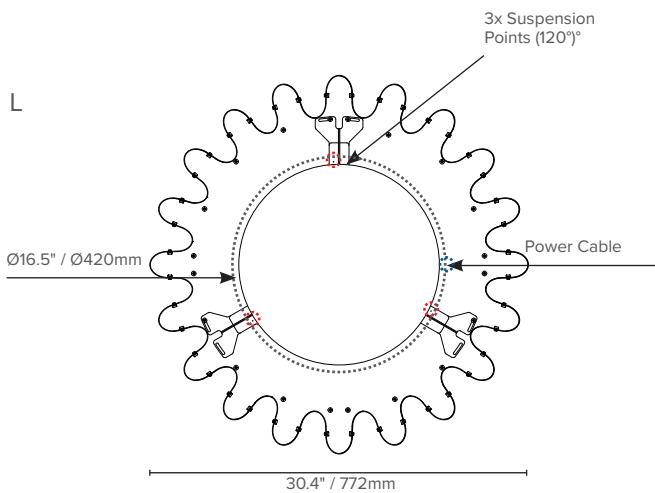
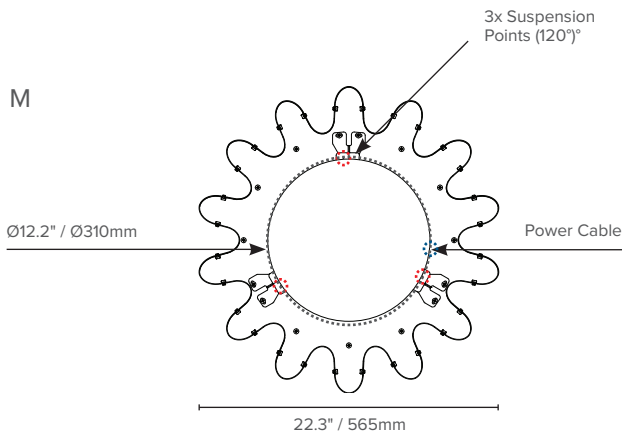
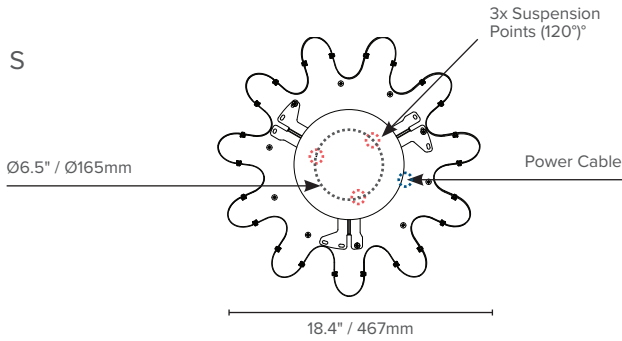


# KURTAIN (LX-KU)

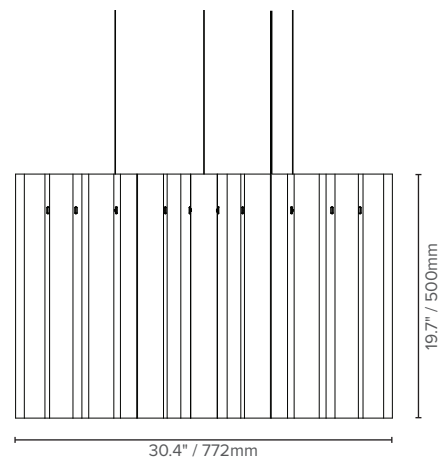
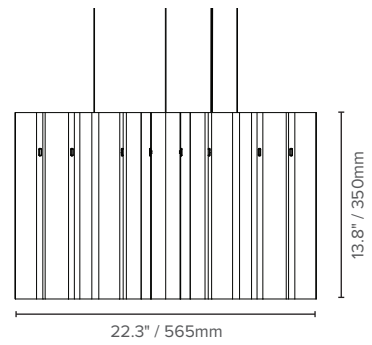
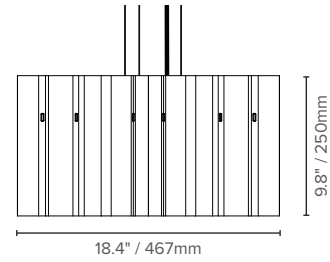
TYPE: LX-KU-

## PRODUCT DIMENSIONS

### TOP VIEWS



### SIDE VIEWS



Luxbox reserves the right to change the specification, material and colors at any time without notice. Standard warranty terms and conditions apply. All rights reserved © All dimensions and values on specification sheet are nominal. May 2026. LX-Kurtain-Spec-Sheet\_A4 v1.6



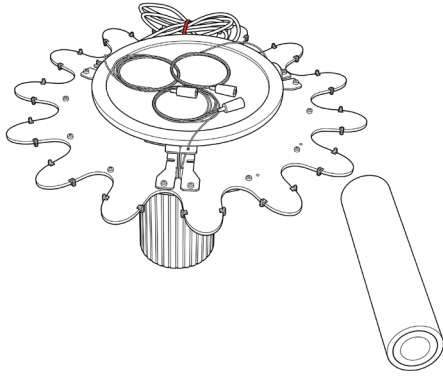
LUXBOX USA INC  
(P)+1 (415) 871 0448 × USA@LUXBOX.COM  
WWW.LUXBOX.COM



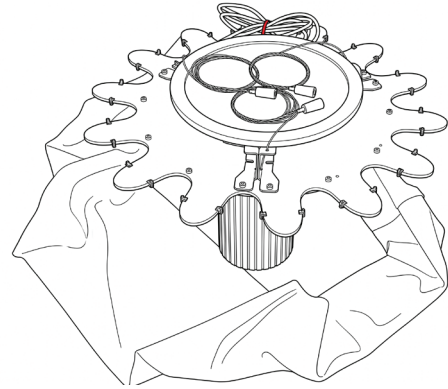


## ASSEMBLY GUIDELINES

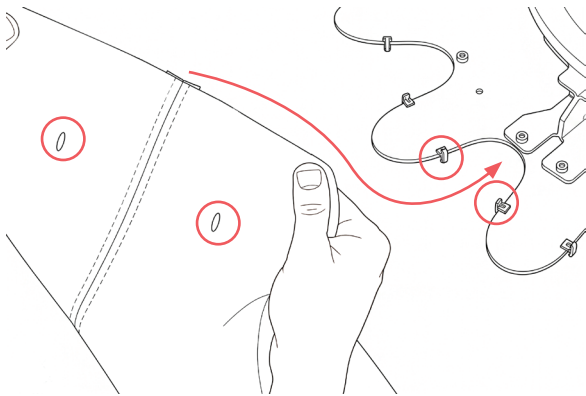
Some of our products require a brief assembly before installation. Please refer to the diagrams and instructions below for this specific product:



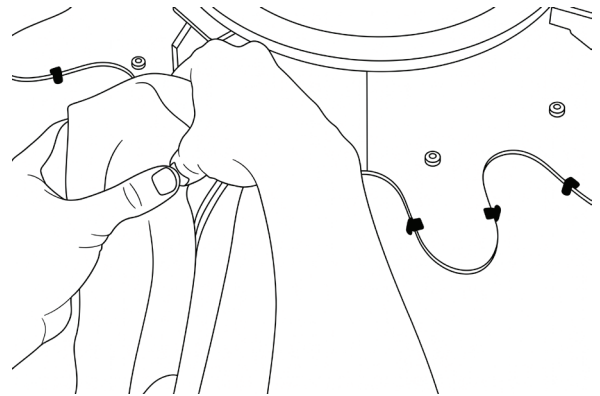
1. We recommend to place the chassis of fixture on a stand so that when the wool shade is assembled it will hang freely.



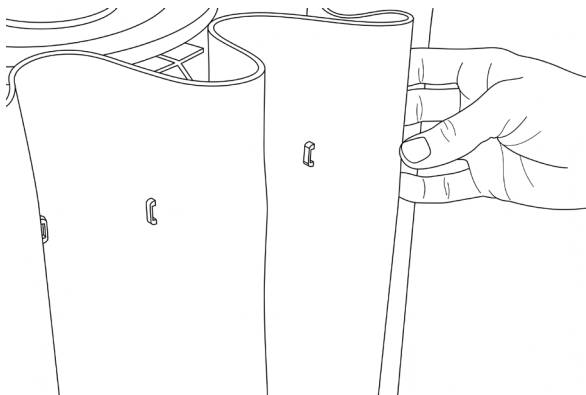
2. Unpackage and unroll the wool shade and lay it around the fixture's chassis with the stitching facing outwards and the slits close to the top.



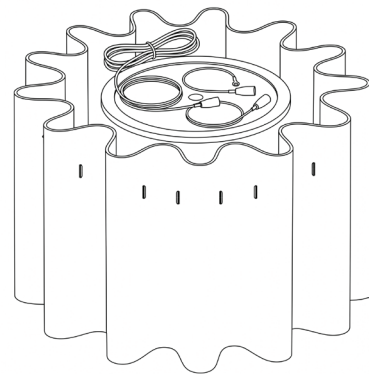
3. Align the seam with a valley on the chassis and start pushing the slits over the black clips.



4. Continue attaching the wool shade to the black clips all around the fixture.



4. Continue attaching the wool shade to the black clips all around the fixture.



5. When finished, complete the rest of the installation by following the product-specific instructions in your installation manual.

Luxxbox reserves the right to change the specification, material and colors at any time without notice. Standard warranty terms and conditions apply. All rights reserved © All dimensions and values on specification sheet are nominal. May 2026. LX-Kurtain-Spec-Sheet\_A4 v1.6