

KURTAIN LINE (LX-KL)

TYPE: LX-KL-

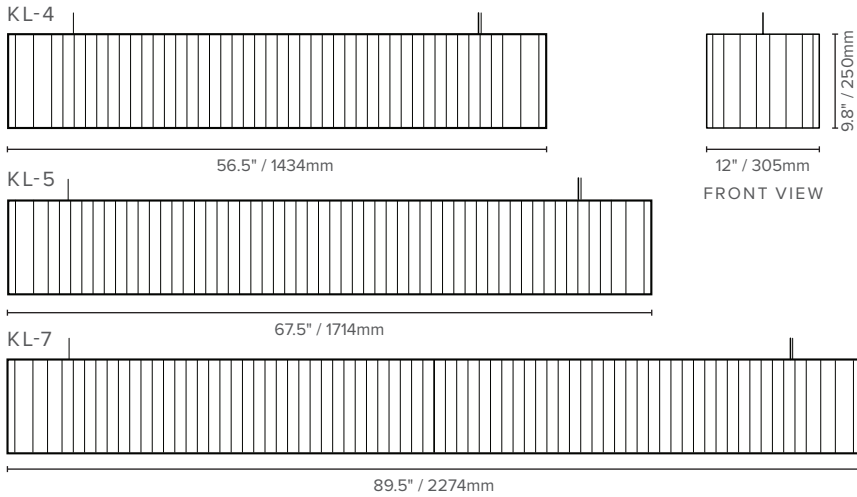
KEY FEATURES

- Highly effective noise absorption
- 3 sizes and 77 wool colors
- Naturally eco-friendly, pure wool shade that's completely compostable
- High performance dimmable LED light source with multiple output options.
- UGR<19
- Height adjustable 9' / 3m suspension cables and Black woven power cable
- IES / LDT photometric files available

OPTIONAL EXTRAS

- Additional options available upon request:
- POE
 - Casambi Bluetooth controller (US & EU)
 - Tunable White output
 - White canopy and power cord
 - BABA Act Certificate



SIZE AND OUTPUT



OPTICS

Louvered (DA/DB)

Diffused (DC)



NOTE: The optics on the Indirect light source will always be lensed

OUTPUT: PER METER | PER FOOT
Please see pg. 3 for output data on specific lengths.

	Delivered Lumen Output (per meter per foot)			Beam Angle		Wattage (W/m W/ft)	Efficacy (lm/W)	CRI	UGR	CCT
	DOWN	UP	TOTAL	DOWN	UP					
DA	3420 lm/m 1060 lm/ft	-	3420 lm/m 1060 lm/ft	50°	-	26W/m 8W/ft	133	90+	<5	3000K 3500K 4000K
DB	3326 lm/m 1031 lm/ft	-	3326 lm/m 1031 lm/ft	76°	-	26W/m 8W/ft	129		<5	
DC	2620 lm/m 812 lm/ft	-	2620 lm/m 812 lm/ft	100°	-	40W/m 13W/ft	75.5		<19	
I	-	3113 lm/m 965 lm/ft	3113 lm/m 965 lm/ft	-	160°	26W/m 8W/ft	121		-	
DIA	3420 lm/m 1060 lm/ft	3113 lm/m 965 lm/ft	6533 lm/m 2025 lm/ft	50°	160°	52W/m 16W/ft	127		<5	
DIB	3326 lm/m 1031 lm/ft	3113 lm/m 965 lm/ft	6439 lm/m 1996 lm/ft	76°	160°	52W/m 16W/ft	125		<5	
DIC	2620 lm/m 812 lm/ft	3113 lm/m 965 lm/ft	5733 lm/m 1777 lm/ft	100°	160°	65W/m 21W/ft	94.7	<19		

ORDER CODE

EXAMPLE: LX - KL - 7 - 1N - 40 - DIA - G - RD

(Luxbox Kurtain Line, Length 7 (2274mm / 89.5"), Wool option 1N, 4000K, Direct A + Indirect output, Global 220-240V 1% DSI/DALI dimming, Remote driver)

LX - KL	PRODUCT CODE	LENGTH	SHADE COLOR*	COLOR TEMP	OUTPUT**	REGION / DIMMING	DRIVER TYPE
KL	KL	4 1434mm 56.5"	Use color codes as shown on pg. 2	30 3000K	DA Direct A (50°, louvered)	UNV 120-277V 0 - 10V - 1% dimming (North America) G*** 220 - 240V 1% DSI/DALI dimming	CD Canopy concealed driver (UNV/North America) RD Remote driver (UNV or G)
		5 1714mm 67.5"		35 3500K	DB Direct B (76°, louvered)		
		7 2274mm 89.5"		40 4000K	DC Direct C (100°, Lensed)		
		I Indirect (160°, Lensed)					
					DIA Direct A + Indirect		
					DIB Direct B + Indirect		
					DIC Direct C + Indirect		

*Internal mountplate always in Charcoal | **See pg.3 for more information about the different Output options | ***Global (G) dimming type is available with Remote driver (RD) only

Luxbox reserves the right to change the specification, material and colors at any time without notice. Standard warranty terms and conditions apply. All rights reserved © All dimensions and values on specification sheet are nominal. May 2026. LX-Kurtain-Line-Spec-Sheet_A4_19 v1.6



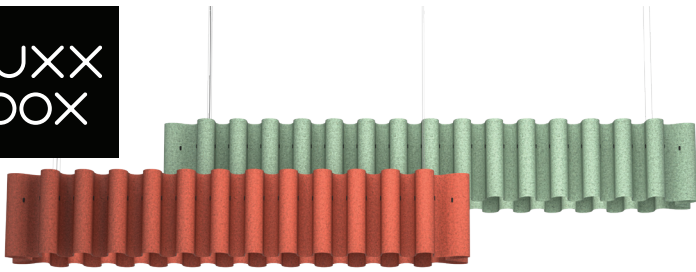
LUXBOX USA INC
(P)+1 (415) 871 0448 × USA@LUXBOX.COM
WWW.LUXBOX.COM





KURTAİN LINE (LX-KL)

TYPE: LX-KL-



WOOL UPHOLSTERED




All seams in contrast stitching.
Inner mountplate in Charcoal PET color,
matching wool color '30'.

Luxxbox reserves the right to change the specification, material and colors at any time without notice. Standard warranty terms and conditions apply. All rights reserved © All dimensions and values on specification sheet are nominal. May 2026. LX-Kurtain-Line-Spec-Sheet_A4_19 v1.6



LUXXBOX USA INC
(P)+1 (415) 871 0448 × USA@LUXXBOX.COM
WWW.LUXXBOX.COM





KURTAIN LINE (LX-KL)

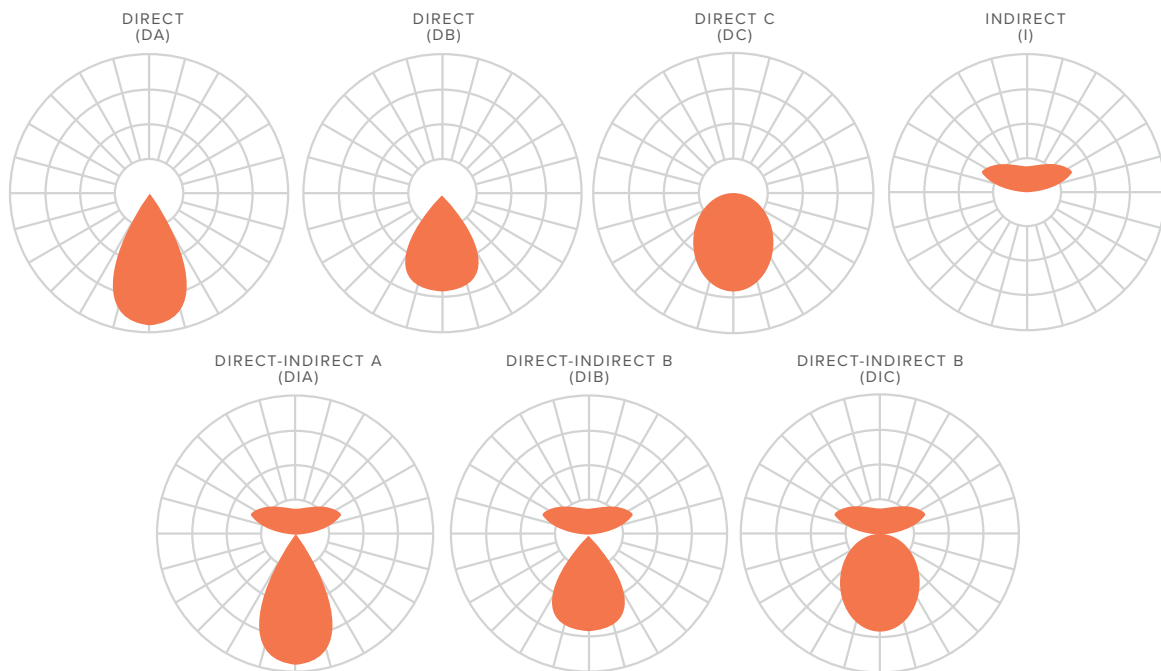
TYPE: LX-KL-

PHOTOMETRICS

LIGHT SOURCE SPECIFICATIONS: SPECIFIC LENGTHS

		Delivered Lumen Output			Wattage (W)	Efficacy (lm/W)	CRI	UGR	Beam Angle		CCT
		DOWN	UP	TOTAL					DOWN	UP	
KL-4	DA	4240	-	4240	32	133	>90	<5	50°	-	3000K 3500K 4000K
	DB	4124	-	4124	32	129		<5	76°	-	
	DC	3248	-	3248	42.5	75.5		<27	100°	-	
	I	-	3860	3860	32	121		-	-	160°	
	DIA	4240	3860	8100	64	127		<5	50°	160°	
	DIB	4124	3860	7984	64	125		<5	76°	160°	
	DIC	3248	3860	7108	74.5	94.7		<27	100°	160°	
KL-5	DA	5300	-	5300	40	133		<5	50°	-	
	DB	5155	-	5155	40	129		<5	76°	-	
	DC	4060	-	4060	53	75.5		<27	100°	-	
	I	-	4825	4825	40	121		-	-	160°	
	DIA	5300	4825	10125	80	127		<5	50°	160°	
	DIB	5155	4825	9980	80	125		<5	76°	160°	
	DIC	4060	4825	8885	93	94.7		<27	100°	160°	
KL-7	DA	7420	-	7420	56	133	<5	50°	-		
	DB	7217	-	7217	56	129	<5	76°	-		
	DC	5684	-	5684	74	75.5	<27	100°	-		
	I	-	6755	6755	56	121	-	-	160°		
	DIA	7420	6755	14175	112	127	<5	50°	160°		
	DIB	7217	6755	13972	112	125	<5	76°	160°		
	DIC	5684	6755	12439	130	94.7	<27	100°	160°		

LUMINOUS INTENSITY DISTRIBUTION



Luxbox reserves the right to change the specification, material and colors at any time without notice. Standard warranty terms and conditions apply. All rights reserved © All dimensions and values on specification sheet are nominal. May 2026. LX-Kurtain-Line-Spec-Sheet_A4_19 v1.6




LUXBOX USA INC
 (P)+1 (415) 871 0448 × USA@LUXBOX.COM
 WWW.LUXBOX.COM





KURTAIN LINE (LX-KL)

TYPE: LX-KL-



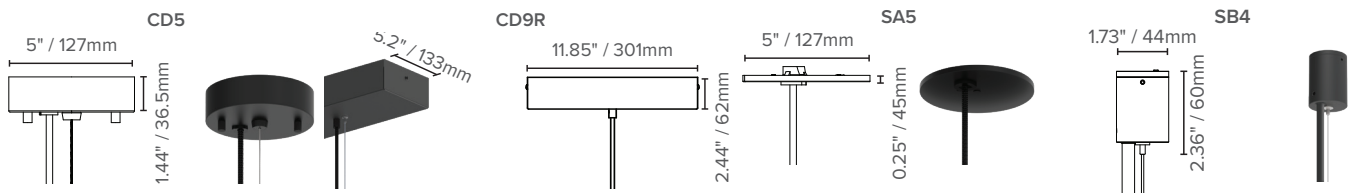
DRIVER INFORMATION

		MAX WATTAGE (W)				MAX VOLTAGE (V)	COMPLIANCE
		DA / DB	DC	DIA / DIB	DIC		
UNIVERSAL (UNV) 0-10V - 1% dimming 110 - 277 VAC <i>(North America only)</i>	KL-4	32W	42.5W	64W	74W	40V	
	KL-5	40W	53W	80W	92.5W		
	KL-7	56W	74W	112W	129.5W		
GLOBAL (G) 1% DSI/DALI dimming 220 - 240 VAC	KL-4	32W	42.5W	64W	74W	40V	
	KL-5	40W	53W	80W	92.5W		
	KL-7	56W	74W	112W	129.5W		

CANOPY INFORMATION

Please note power cord and canopy will always be supplied in black unless specified otherwise.

	KL-4		KL-5			KL-7			
	UNV		UNV		UNV		UNV		G
	RD	CD	RD	CD	RD	RD	CD	RD	
DA / DB	SA5	CD5	SB4	SA5	CD5	SB4	SA5	CD9R	SB4
DC	SA5	CD5	SB4	SA5	CD9R	SB4	SA5	CD9R	SB4
DIA / DIB	SA5	CD9R	SB4	SA5	CD9R	SB4	SA5	CD9R	SB4
DIC	SA5	CD9R	SB4	SA5	CD9R	SB4	SA5	CD9R	SB4



Luxxbox reserves the right to change the specification, material and colors at any time without notice. Standard warranty terms and conditions apply. All rights reserved © All dimensions and values on specification sheet are nominal. May 2026. LX-Kurtain-Line-Spec-Sheet_A4_19 v1.6



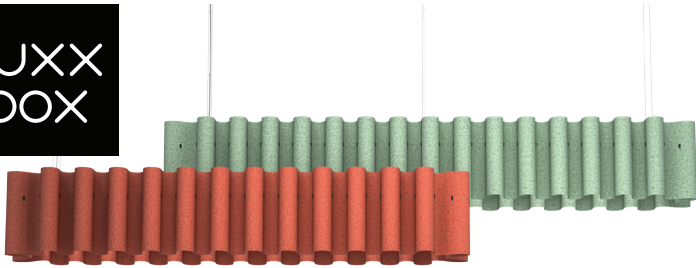
LUXXBOX USA INC
 (P)+1 (415) 871 0448 × USA@LUXXBOX.COM
 WWW.LUXXBOX.COM





KURTAIN LINE (LX-KL)

TYPE: LX-KL-



MATERIAL SPECIFICATIONS

	WOOL	PET
COMPOSITION	100% Virgin Wool (Camira Blazer Wool)	100% polyester fiber (98% post-consumer recycled + 2% masterbatch)
COLOR FASTNESS TO LIGHT:	4-6 (ISO 105 - B02)	ISO 105-B02-1994 Rating: 6-7
FIRE TEST:	AS1530 Part 3, AS3837, ISO5660, BS EN 1021-1&2 Cigarette and Match, BS 7176 Low Hazard, UNI 9175 Classe 1	AS 1530.3 / ISO 9705: Group 1 / GB8624 B1 / ASTM E-84-14 (Class A, FSI:20 - SDI:450) / BS EN13501-1:2007+A1:2009 (B-s1, d0)
ENVIRONMENTAL:	Renewable, Compostable, certified to EU Ecolabel & Indoor Advantage™ Gold	PET: GreenTag Certification / GreenRate: Level A
SOUND ABSORPTION:	BS EN ISO 10534-2: 2001 / Sound Absorption Coefficient	AS ISO 354 – 2006 / Noise reduction coefficient (NRC) = 0.85
THERMAL TRANSITION:	ASTM C518-2010. R- Value = 0.30 m ² K/W	
VOC EMISSIONS:	ASTM D5116 Rate: < 0.01 mg/m ² /hr (7 days)	

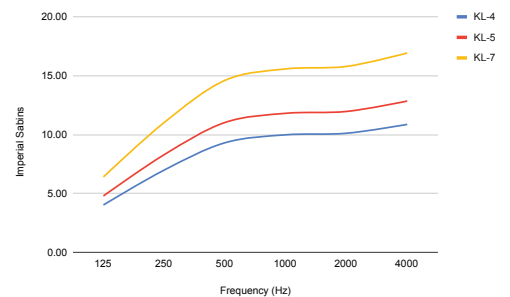
Please note some of these certificates will apply to specific colors.

PRODUCT ACOUSTIC PROPERTIES

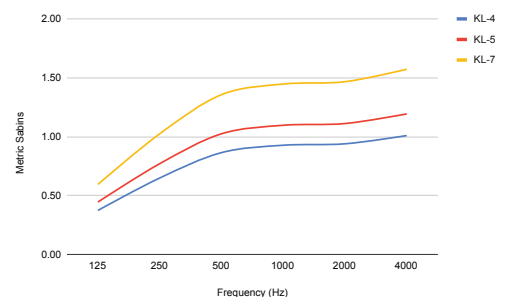
Testing and post analysis procedures were carried out in accordance with the references detailed below:

AS ISO 354-2006 (R2016)	Acoustics—Measurement of sound absorption in a reverberation room
AS ISO 11654—2002	Rating of sound absorption—Materials and systems
ASTM C423-17	Standard Test Method for Sound Absorption and Sound Absorption Coefficients by the Reverberation Room Method
ASTM E795-16	Standard Practices for Mounting Test Specimens During Sound Absorption Tests
ISO 20189	Screens, furniture and single objects intended for interior use – Rating of sound absorption and sound reduction of elements based on laboratory measurements.

SABINS (FT ²)	Frequency (Hz)	Sound Absorption Coefficient		KL-4	KL-5	KL-7
		WOOL	PET			
	125	0.05	0.69	4.02	4.79	6.40
	250	0.15	0.92	6.98	8.29	11.02
	500	0.26	0.96	9.30	11.02	14.60
	1000	0.34	0.76	9.98	11.80	15.57
	2000	0.34	0.79	10.11	11.96	15.79
	4000	0.39	0.74	10.86	12.84	16.93



SABINS (M ²)	Frequency (Hz)	Sound Absorption Coefficient		KL-4	KL-5	KL-7
		WOOL	PET			
	125	0.05	0.69	0.37	0.44	0.59
	250	0.15	0.92	0.65	0.77	1.02
	500	0.26	0.96	0.86	1.02	1.36
	1000	0.34	0.76	0.93	1.10	1.45
	2000	0.34	0.79	0.94	1.11	1.47
	4000	0.39	0.74	1.01	1.19	1.57



The Sabins data shown above is in accordance with the latest International Standards for the rating of sound absorption and reduction. This is different from the classic methodology, which includes the calculation of the Noise Reduction Coefficient (NRC), the Sound Absorption Average (SAA), the Weighted Sound Absorption Coefficient (α_w) and the Sound Absorption Class (SAC). However, to make it easier to compare against other products, we are including that information on the table on the right, which was calculated using the Horizontal Floor Area method. Fully detailed test reports are available upon request.

	PET	WOOL
NRC	0.85	0.25
SAA	0.83	0.30
α_w	0.85	0.30

Luxbox reserves the right to change the specification, material and colors at any time without notice. Standard warranty terms and conditions apply. All rights reserved © All dimensions and values on specification sheet are nominal. May 2026. LX-Kurtain-Line-Spec-Sheet_A4_19 v1.6



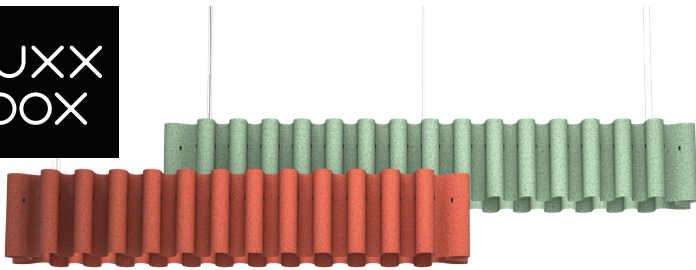
LUXXBOX USA INC
(P)+1 (415) 871 0448 × USA@LUXXBOX.COM
WWW.LUXXBOX.COM





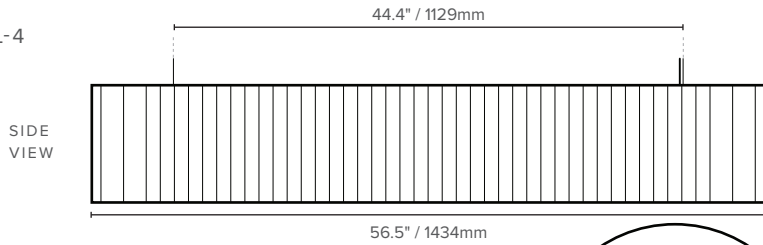
KURTAİN LINE (LX-KL)

TYPE: LX-KL-

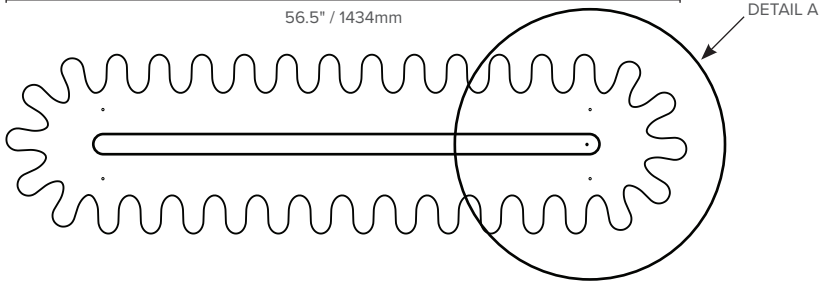


PRODUCT DIMENSIONS

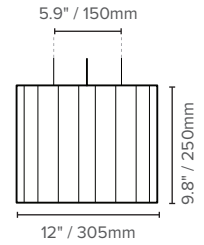
KL-4



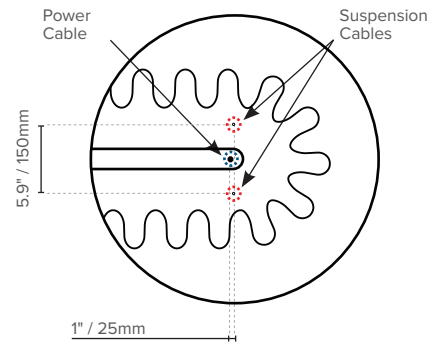
TOP VIEW



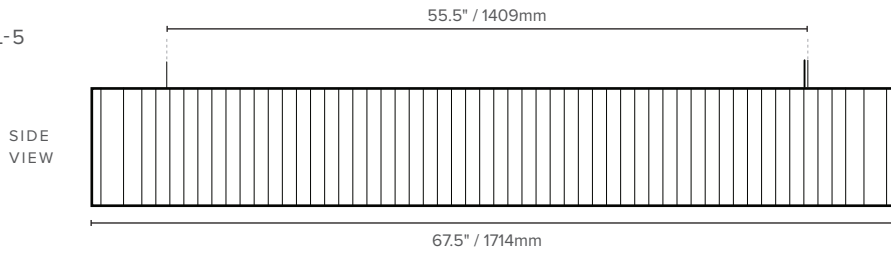
FRONT VIEW



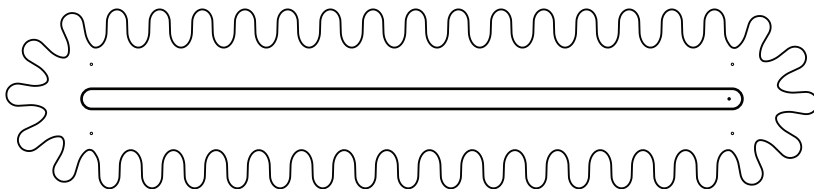
DETAIL A



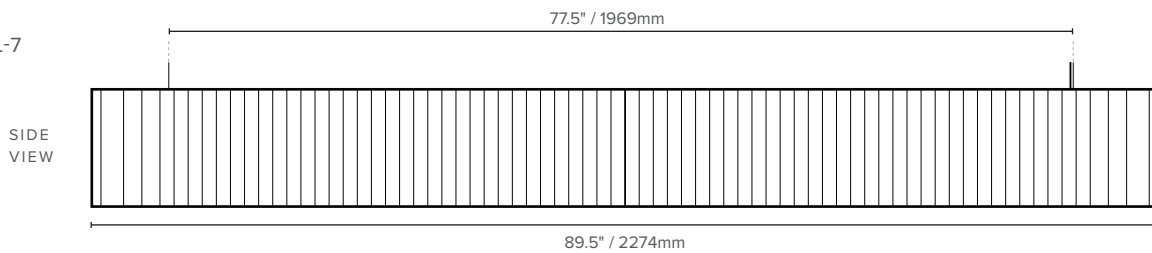
KL-5



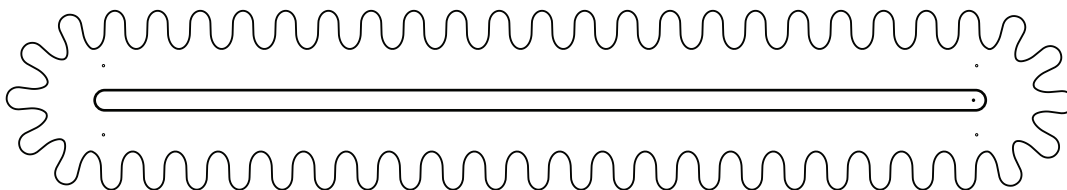
TOP VIEW



KL-7



TOP VIEW



Luxxbox reserves the right to change the specification, material and colors at any time without notice. Standard warranty terms and conditions apply. All rights reserved © All dimensions and values on specification sheet are nominal. May 2026. LX-Kurtain-Line-Spec-Sheet_A4_19 v1.6



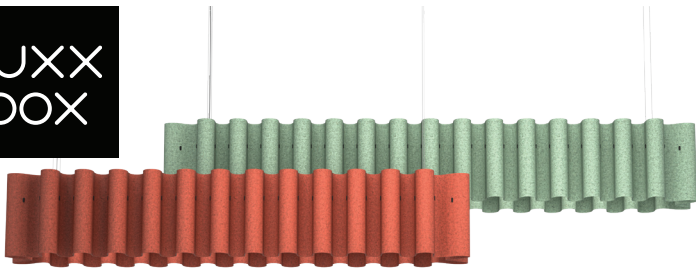
LUXXBOX USA INC
(P)+1 (415) 871 0448 × USA@LUXXBOX.COM
WWW.LUXXBOX.COM





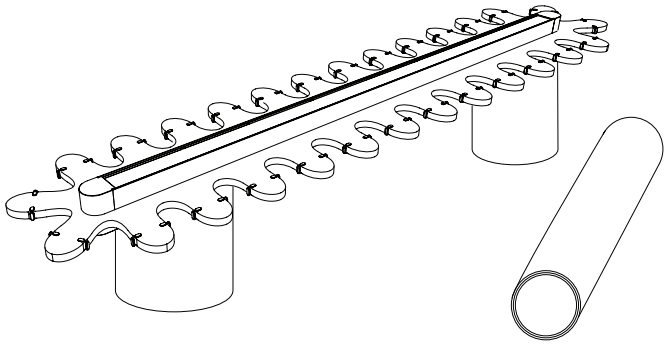
KURTAIN LINE (LX-KL)

TYPE: LX-KL-

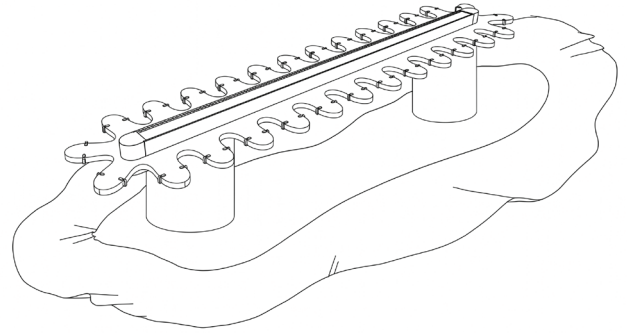


ASSEMBLY GUIDELINES

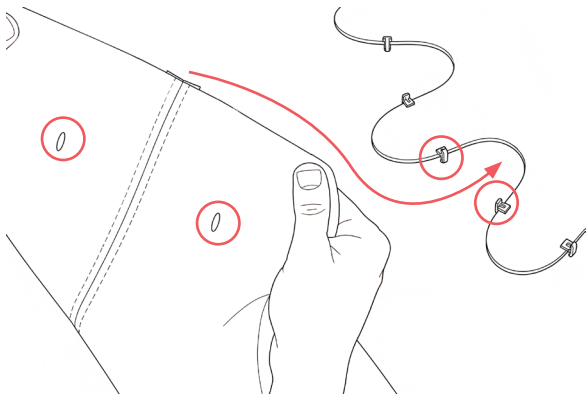
Some of our products require a brief assembly before installation. Please refer to the diagrams and instructions below for this specific product:



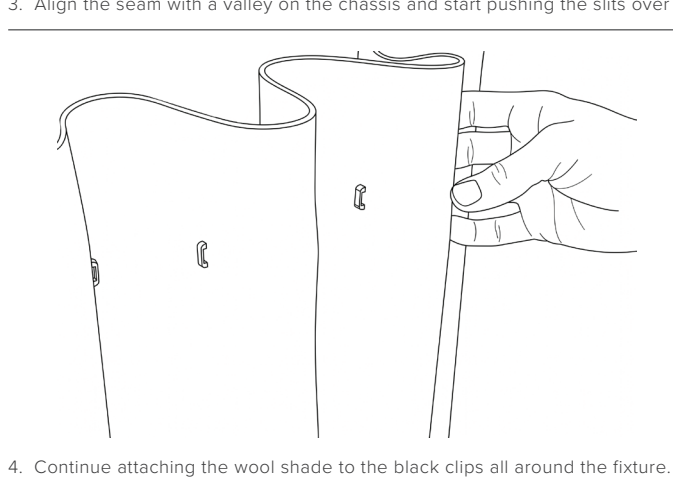
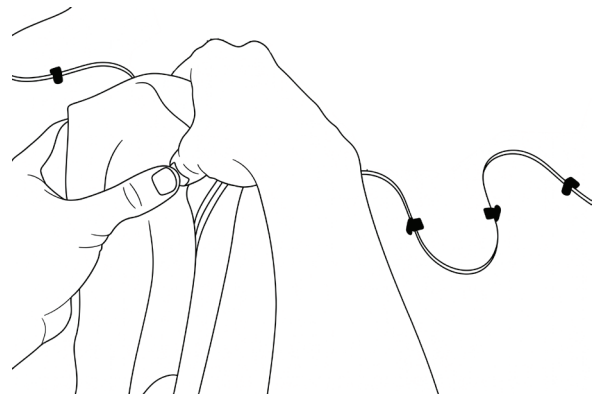
1. We recommend to place the chassis of fixture on a stand so that when the wool shade is assembled it will hang freely.



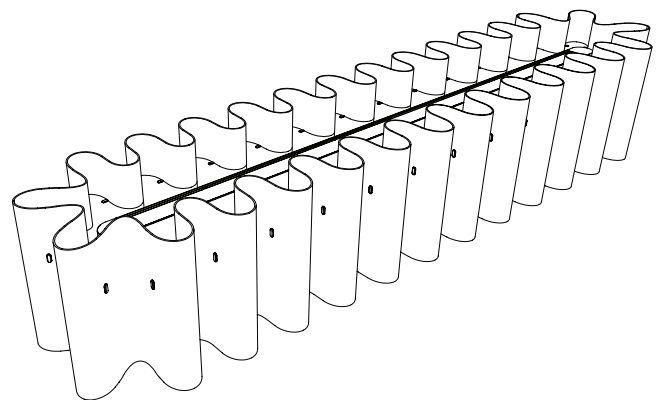
2. Unpackage and unroll the wool shade and lay it around the fixture's chassis with the stitching facing outwards and the slits close to the top.



3. Align the seam with a valley on the chassis and start pushing the slits over the black clips.



4. Continue attaching the wool shade to the black clips all around the fixture.



5. When finished, complete the rest of the installation by following the product-specific instructions in your installation manual.

Luxxbox reserves the right to change the specification, material and colors at any time without notice. Standard warranty terms and conditions apply. All rights reserved © All dimensions and values on specification sheet are nominal. May 2026. LX-Kurtain-Line-Spec-Sheet_A4_19 v1.6



LUXXBOX USA INC
(P)+1 (415) 871 0448 × USA@LUXXBOX.COM
WWW.LUXXBOX.COM

