


BUTTON 90 – CW

CEILING/WALL

MANUFACTURED IN CANADA

LUKAS PEET / 2013



BUT-90-CW-BK-30-ELV-120

DESCRIPTION

Button boldly plays with the archetype, with its wide luminescent surface and threaded rope.

TYPE

Ceiling/Wall

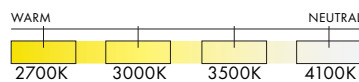
DIMENSIONS

- Luminaire: 90cm Ø x 10cm / 35.5" Ø x 4"

TECHNICAL INFORMATION

- Input Voltage: 110–120V, 220–240V, 110–277V
- Lamping: Integral 29W 24V DC LED
CRI 90+, 50,000 hours
- Lumens: 1994 lumens delivered
- Power Supply: Phase dimming, 0-10V, DALI

COLOUR TEMPERATURE



CERTIFICATIONS

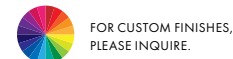


* APPLICATION: DRY INDOOR LOCATION ONLY

MATERIALS

- Aluminum
- Nylon Rope
- Brass Hardware

FINISHES



| SERIES | SIZE | TYPE | FINISH | CCT | PS | VOLTAGE IN |
|--------|------|------|--------------------------------------|-------------------------------------|-------------------------------|-------------------------------|
| BUT | 90 | CW | <input type="checkbox"/> BK (BLACK) | <input type="checkbox"/> 27 (2700K) | <input type="checkbox"/> ELV* | <input type="checkbox"/> 120 |
| | | | <input type="checkbox"/> WH (WHITE) | <input type="checkbox"/> 30 (3000K) | <input type="checkbox"/> 010 | <input type="checkbox"/> 230 |
| | | | <input type="checkbox"/> GD (GOLD) | <input type="checkbox"/> 35 (3500K) | <input type="checkbox"/> DALI | <input type="checkbox"/> 277* |
| | | | <input type="checkbox"/> AB (BRONZE) | <input type="checkbox"/> 41 (4100K) | | |

*277 ONLY AVAILABLE WITH 010

